

# Sustainable Impact Model Portfolio Service (SIMPS)

Equity | December 2025 | For financial advisers and their clients

## Portfolio description

The **SIMPS Portfolio** range provides a combination of risk-adjusted returns and positive social and environmental change: investing that **does well and does good**. The portfolios aim to achieve capital appreciation whilst reducing investment risk via a diversified, multi asset class portfolio.

The strategy is based on actively managed asset allocations across equities, fixed income, listed alternatives and cash. We invest in funds which align with our investment philosophy; businesses that **minimise controversies**, are **well run** and are **solving major global social and environmental challenges**.

**PORTFOLIO FACTS AS AT:** 31/12/2025

**LAUNCH DATE:** 17/05/2021

**BENCHMARK:** ARC Equity PCI, SDG Equity Composite

**PORTFOLIO OBJECTIVE:** Balance between capital preservation and capital appreciation

**MANAGEMENT FEE:** 0.25%

**OCF OF UNDERLYING FUNDS:** 0.84%\*\*

**MIFID II TRANSACTION COSTS:** 0.14%\*\*

**AVAILABLE THROUGH:**  
7IM, Nucleus, Old Mutual, Quilter, abrdn wrap, Transact

**INVESTMENT MANAGERS:**  
Tribe Impact Capital LLP  
52 Jermyn St, London, SW1Y 6LX

**AUTHORISED AND REGULATED BY:**  
FCA (Number 756411)  
Companies House: (OC411984)

**CONTACT:**  
advisers@tribeimpactcapital.com  
+44 (0)203 745 5570

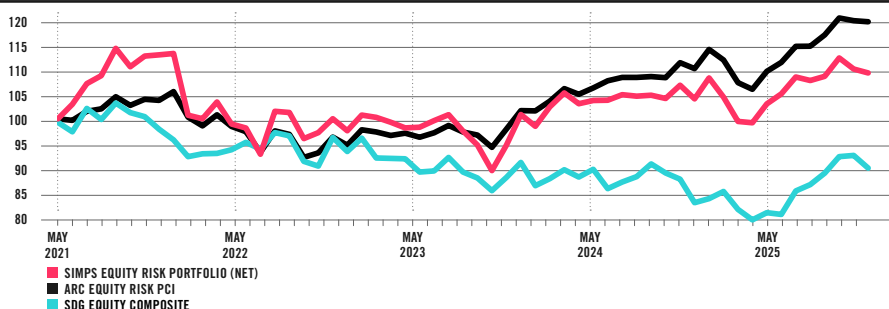
**This quarter** Global stock markets rose by 3% in the final quarter of 2025, extending strong gains from earlier in the year. Performance was narrowly driven, however, with US equities leading and a small group of companies accounting for much of the advance. Alphabet alone contributed around a quarter of the global increase.

In the US, the Federal Reserve (Fed) cut interest rates twice during the quarter, though policymaking has become more complex. A prolonged government shutdown disrupted the release of key economic data, while tariff-related cost pressures and signs of a softening labour market created a mixed outlook. Fed Chair Jerome Powell has voiced growing concern about employment, echoed by companies reporting weaker demand from lower-income consumers.

Investor enthusiasm for artificial intelligence moderated, with Alphabet a notable exception following updates on its Gemini model. Meanwhile, questions are emerging over how major technology firms are financing AI infrastructure, particularly the use of private debt for large data centre projects.

Trade tensions between the US and China eased, and December also brought tentative progress in Ukraine ceasefire talks, which would be supportive for European markets.

## RETURN METRICS\*



**NET PERFORMANCE:** The SIMPS Equity performance is shown after Tribe's management fee (0.25%) and the underlying fund managers' fees (OCF of 0.84\*\*) have been deducted. But it does not include platform and adviser charges. Since inception (SI) periods show performance from 17 May 2021 to 31 December 2025. Please note, for the period since inception to 28 February 2022 performance is reported net of VAT. Past performance is not a reliable indicator of future results.

**BENCHMARK\*\*\*:** ARC Benchmarks are calculated by collecting actual performance from over 50 investment managers. The 'SDG composite' is a benchmark of passive indices comprising 50% iShares MSCI Global Sustainable Development Goals ETF, 40% Lyxor Core Bond, 10% iShares Ultrashort Bond.

	SINCE INCEPTION		CALENDAR YEARS (1 JAN - 31 DEC)		
	TOTAL RETURN	ANNUALISED	2024	2023	2022
SIMPS EQUITY	10.4%	1.0%	3.5%	3.8%	-15.2%
ARC EQUITY RISK PCI	21.9%	2.1%	9.3%	8.3%	-11.4%
SDG EQUITY COMPOSITE	-10.3%	-1.1%	-10.0%	-2.6%	-2.7%

Sources for return metrics graph and table: Bloomberg & ARC Private Client Indices (PCI)

## RISK METRICS

TO 31 DECEMBER 2025	VOLATILITY
SIMPS EQUITY	13.4%
ARC EQUITY RISK PCI	8.6%
SDG EQUITY COMPOSITE	11.2%

Volatility is measured as the standard deviation of monthly returns since inception. We believe this is more representative of the risk associated with our long term strategic asset allocation, we do not use an annual figure.

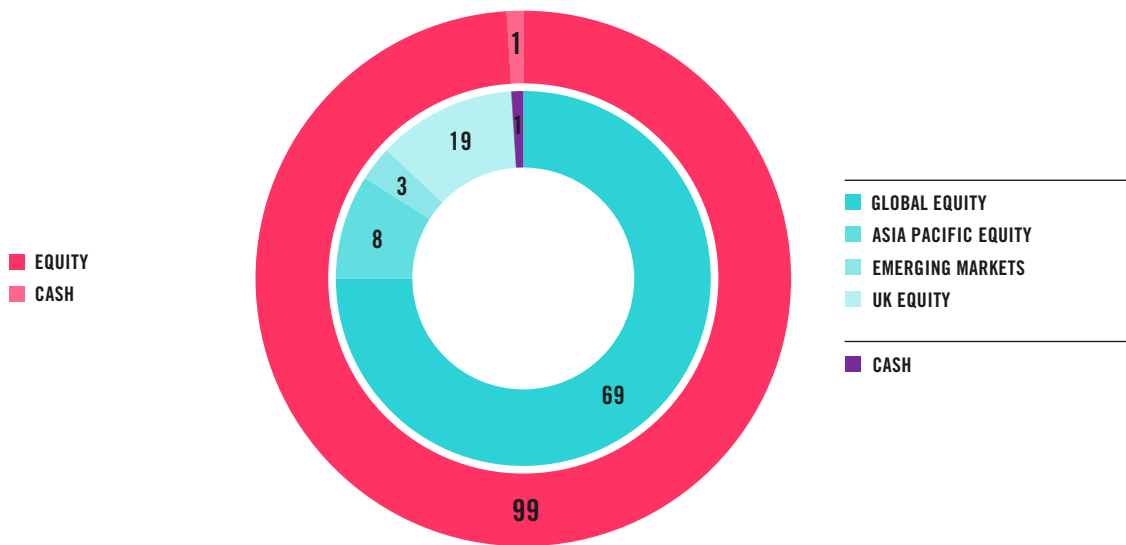
**PLEASE NOTE:** All asterisk references link to the disclaimer at the bottom of page 5 of this factsheet.

**TOP 10 UNDERLYING EQUITY HOLDINGS - AS AT 31/03/2025**

<b>SCHNEIDER ELECTRIC</b> A French multinational corporation specialising in digital automation and energy management.	<b>PORTFOLIO WEIGHT: 1.9%</b>	<b>7</b> AFFORDABLE AND CLEAN ENERGY 
<b>TAIWAN SEMICONDUCTOR MANUFACTURING</b> The world's largest dedicated independent semiconductor foundry, based in Taiwan.	<b>PORTFOLIO WEIGHT: 1.6%</b>	<b>9</b> INDUSTRY, INNOVATION AND INFRASTRUCTURE 
<b>AUTODESK INC</b> An American multinational software corporation providing software products for architecture, engineering, construction, manufacturing, media, and entertainment industries.	<b>PORTFOLIO WEIGHT: 1.6%</b>	<b>9</b> INDUSTRY, INNOVATION AND INFRASTRUCTURE 
<b>WASTE MANAGEMENT INC</b> America's leading provider of comprehensive waste management and environmental services.	<b>PORTFOLIO WEIGHT: 1.3%</b>	<b>12</b> RESPONSIBLE CONSUMPTION AND PRODUCTION 
<b>AECOM</b> AECOM is a global infrastructure consulting firm headquartered in Dallas, Texas. The company provides a wide range of professional services, including architecture, engineering, construction management, and environmental services.	<b>PORTFOLIO WEIGHT: 1.3%</b>	<b>11</b> SUSTAINABLE CITIES AND COMMUNITIES 
<b>TETRA TECH INC</b> Tetra Tech, Inc. is an American consulting and engineering services firm, focusing on areas such as water, environment, infrastructure, resource management, energy, and international development.	<b>PORTFOLIO WEIGHT: 1.3%</b>	<b>6</b> CLEAN WATER AND SANITATION 
<b>INFINEON TECHNOLOGIES</b> Germany's largest semiconductor manufacturer, specialising in semiconductor solutions for automotive, industrial, and multimarket sectors.	<b>PORTFOLIO WEIGHT: 1.1%</b>	<b>7</b> AFFORDABLE AND CLEAN ENERGY 
<b>THERMO FISHER SCIENTIFIC INC</b> An American multinational corporation specialising in life sciences, clinical research, and laboratory services.	<b>PORTFOLIO WEIGHT: 1.1%</b>	<b>3</b> GOOD HEALTH AND WELL-BEING 
<b>VERALTO CORP</b> An American water treatment company, focusing on water safety and scarcity, and responsible water management.	<b>PORTFOLIO WEIGHT: 1.0%</b>	<b>6</b> CLEAN WATER AND SANITATION 
<b>INTACT FINANCIAL CORP</b> The largest provider of property and casualty insurance in Canada.	<b>PORTFOLIO WEIGHT: 1.0%</b>	<b>11</b> SUSTAINABLE CITIES AND COMMUNITIES 

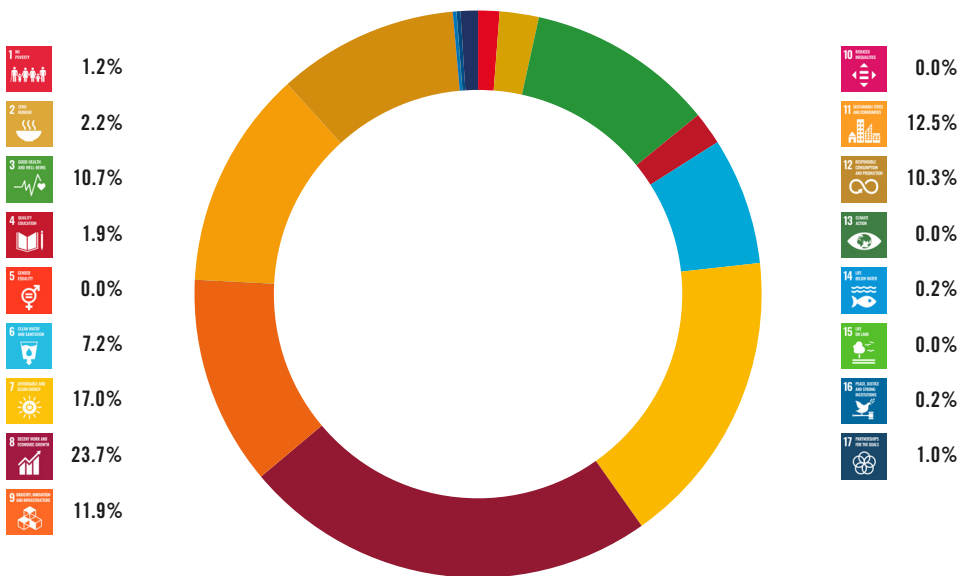
The top 10 underlying equity holdings represent the top 10 equity exposures held in an aggregated list of each funds' underlying holdings in the portfolio.

ASSET ALLOCATION - AS AT 30/09/2025

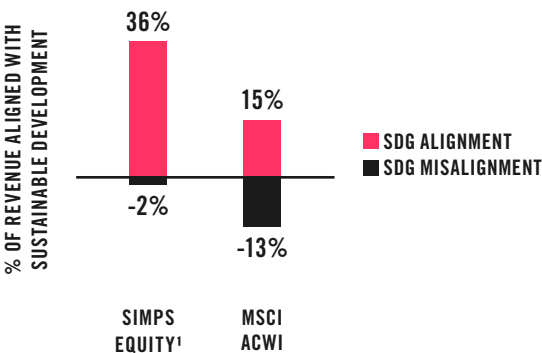


SDG ALLOCATION

The UN Sustainable Development Goals (SDGs) are the blueprint to achieve a better and more sustainable future for all. To help translate the Goals into the **SIMPS portfolios** we show revenue weighting and overall alignment to the SDGs.



THE SDG ALLOCATION CHART ABOVE REPRESENTS A BREAKDOWN OF THE SPECIFIC SDGS BEING SUPPORTED IN THE PORTFOLIO BY REVENUE WEIGHTING. 36% OF IDENTIFIED REVENUE CAN BE DIRECTLY ATTRIBUTED TO MEETING THE SDGS IN THE SIMPS EQUITY PORTFOLIO. NORMALISED TO 100% IN THE CHART ABOVE.<sup>1</sup>



**SDG ALIGNED REVENUE:** measures the revenue alignment of products and services which support the delivery of the SDGs.

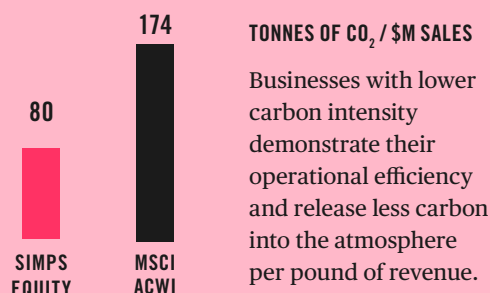
**SDG MISALIGNED REVENUE:** measures the revenue misalignment of products and services. Some businesses may have both aligned and misaligned impacts associated with their services (e.g. a waste management business which focuses on recycling, but sends some material to landfill).

<sup>1</sup> Based on 90% of total portfolio. Excludes government bonds, cash and mortgage-backed securities. Impact data is provided from the following sources: Matter, ClarityAI, underlying companies' latest available public reports and third-party fund holdings as at 31/12/2024. Reporting timetables vary company by company.

PORTFOLIO IMPACT PERFORMANCE

## Carbon intensity<sup>1</sup>

The equities in the Equity **SIMPS Portfolio** are **54% less** carbon intensive than the MSCI ACWI benchmark.



Source: MSCI & US EPA Carbon calculator as at 31/12/2024.

## Healthcare provided<sup>2</sup>

Across all equity fund holdings<sup>2</sup> in the SIMPS Equity portfolio, **79 companies** provide access to healthcare. Out of these, **33** report on the number of people who received access to healthcare.

In total, these 33 companies have provided healthcare to **1,184,429,259** people this reporting year.

That's the equivalent of **17** people for each £100,000 invested in the SIMPS Equity portfolio for 12 months.



## Carbon saved<sup>1</sup>

By investing £100,000 into the SIMPS Equity portfolio rather than the MSCI ACWI benchmark, you save **5.6 tonnes** of carbon dioxide (CO<sub>2</sub>) if invested for 12 months.

This represents:

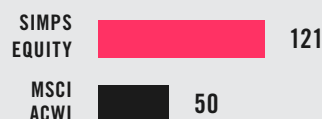
 **THE CARBON EMITTED BY:**  
**6.7 flights** from London to New York (economy class)

 **THE CARBON SEQUESTERED BY:**  
**91.7** medium grown coniferous tree seedlings grown for 10 years

 **THE CARBON AVOIDED BY:**  
**1.9 tonnes** of waste recycled instead of going to landfill

## Renewable energy used<sup>3</sup>

Amount of renewable energy generated from renewable sources per £m revenue.



 **ENERGY USED EQUIVALENT TO:**  
**45** UK houses powered for 1 year<sup>4</sup>

## Waste recycled<sup>3</sup>

Volume of waste recycled rather than sent to a landfill.



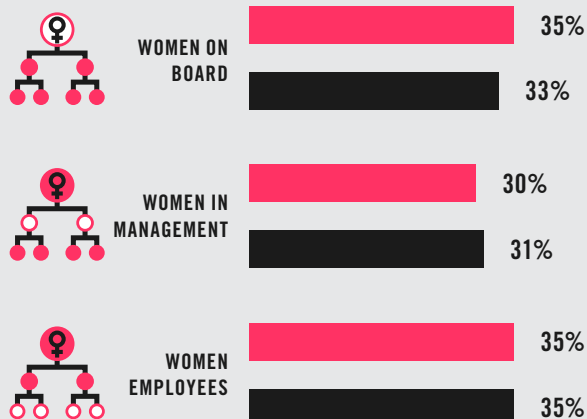
<sup>1</sup> Based on scope 1 and 2 emissions of covered listed equities (92% of portfolio holdings).

<sup>2</sup> Based on healthcare companies which constitute 14.8% of portfolio holdings.

<sup>3</sup> Third-party fund holding data as at 31/12/2024. Based on 52% of portfolio holdings. Impact data is provided from the following sources: Clarity AI, Matter, and the underlying companies' latest available public reports. Reporting timetables vary company by company.

<sup>4</sup> Source: Ofgen, using "medium" sized UK house average (2.7 MWh per year)

#### RATIO OF WOMEN ACROSS BUSINESSES



#### Gender representation<sup>5</sup>

The ratio of women empowerment across businesses—are women being promoted proportionately?

**WOMEN ON BOARD:** the portfolio's weighted average of women on company boards.

**WOMEN IN MANAGEMENT:** the portfolio's weighted average of women in leadership and management positions

**WOMEN EMPLOYEES:** the portfolio's weighted average of women in the workforce.

■ SIMPS EQUITY  
■ MSCI ACWI

<sup>5</sup> Third-party fund holding data as at 31/12/2024. Based on 52% of the portfolio holdings. Impact data is provided from the following sources: ClarityAI, Matter, and the underlying companies' latest available public reports. Reporting timetables vary company by company.

## Contact us

We offer a range of adviser and client-friendly resources, including market commentary, informational videos and detailed portfolio information.

Clients should speak to their financial adviser in the first instance.

Advisers can contact our team directly at [advisers@tribeimpactcapital.com](mailto:advisers@tribeimpactcapital.com) or +44 (0)203 745 5570.

**TRIBE'S COMMITMENTS** As dedicated impact wealth managers, we are signatories to a number of important initiatives including the UN Principles for Responsible Investing and the UN Environment Programme Finance Initiative, as well as HM Treasury's Women in Finance, Science Based Targets and the Principles of Positive Impact Finance. We are also a proud certified B Corp which means everything we do balances purpose and profit.



**IMPORTANT INFORMATION** This factsheet is marketing material for use by Financial Advisers and clients and prospects of the Financial Adviser. It should not be reproduced, copied or made available to anyone else. The information in this factsheet is for illustrative purposes only and does not provide sufficient information on which to make an informed investment decision. This factsheet is not intended and should not be construed as an offer, solicitation or recommendation by Tribe to buy or sell any specific investments or participate in any investment (or other) strategy. Any potential investors must seek advice concerning the suitability of any investment in the SIMPS from their Financial Adviser. **\*Please note: (i) past performance is not an indication of future performance and the value of investments and the income derived from them may fluctuate and you may not receive back the**

**amount you originally invested and (ii) any type of impact investment will involve risk to investors capital and the expected impact or financial return may not be achieved.** The tax treatment of investments depends on each investor's individual circumstances and is subject to change in tax legislation. The performance of actual portfolios linked to this **SIMPS Portfolios** may differ from the performance of the **SIMPS Portfolios** shown here due to the variation in timing of the initial investment or rebalancing differences resulting from minimum transaction size limits on the Investment platform. The information in this factsheet is believed to be correct but we cannot guarantee this. No representation or warranty (express or otherwise) is given as to the accuracy or completeness of the information contained in this factsheet and Tribe Impact Capital LLP ("Tribe") and its partners and employees accept no liability

for the consequences of your acting upon the information contained herein.

**\*\*The ongoing charge figure (OCF) is variable and is for example purposes only. MiFID II transaction costs occur when funds buy and sell investments and are not included in the OCF. Transaction costs cover broker fees, market impact, and taxes (where applicable). As the MPS invests in third-party funds, these costs vary and are factored into net returns but shown separately from the OCF. \*\*\*From 31 October 2019 we changed our industry performance benchmark from the ARC Steady Growth to the ARC Balanced benchmark. The ARC Balanced benchmark is more reflective of our long term Strategic Asset Allocation and relative risk objective over the long term.**

Tribe Impact Capital LLP is authorised and regulated by the Financial Conduct Authority (FCA).